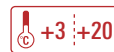
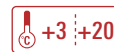


# FRIGO VINI DA INCASSO LINEA PREMIUM

## BUILT-IN WINE COOLER PREMIUM LINE



### DW 60 2THK

Frigo vini ventilato doppia zona di temperatura.  
Ventilated dual zone temperature wine cooler.

#### Capienza / Capacity

#### DW 60 2THK

Bottiglia cl. 75 / Bottle cl. 75

60

Dati indicativi e variabili a seconda dei diversi packaging / Variable data depending on the different packaging



Bordolese



Alsziana



Borgognotta



Champagne



Rhône



Champagnotta



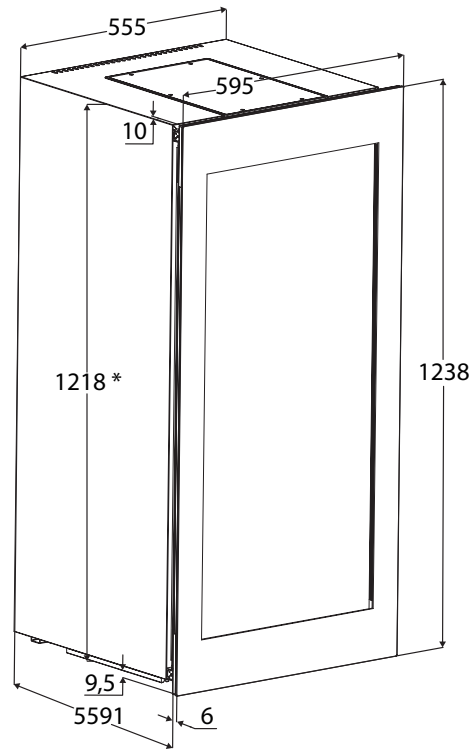
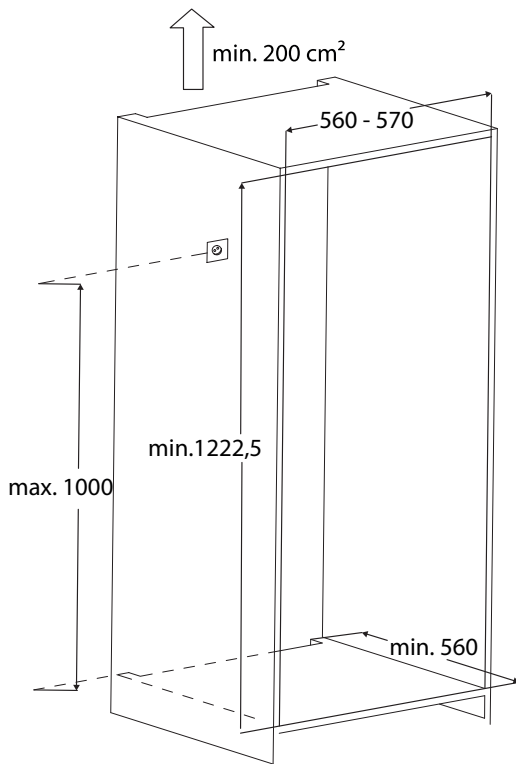
Interni in acciaio AISI 304  
AISI 304 stainless steel inner liner



Termostato elettronico  
Electronic thermostat



Cerniera Hettich  
Hettich hinge



## Dimensioni mm / Dimensions mm

## DW 60 2THK

Dimensioni Imballo (LxPxH) / Packaging Dimensions (WxDxH)

730 x 710 x 1455

## Caratteristiche Tecniche / Technical Features

## DW 60 2THK

Temperatura / Temperature Range	+3 °C / +20 °C   +3 °C / +20 °C
Classe Climatica / Climate Class	ST
Volume Netto-Lordo / Net-Gross Volume	Lt. 172
Superficie Esterna / Body	Acciaio laminato a freddo / Cold-roll steel plate
Porta / Door	Vetro nero senza cornice / Black full glass
Superficie Interna / Inner Liner	Acciaio AISI 304 con leggera finitura satinata / AISI 304 steel with light satin finish
Termostato / Thermostat	Elettronico / Electronic Touch screen
Rumorosità / Noise level	dB 38
Spessore isolamento / Insulation thickness	mm 42
Sbrinamento / Defrost	Automatico / Automatic
Illuminazione / Lighting	Luce uniforme sui lati - Accensione automatica all'apertura della porta. / Uniform light at side - Automatic switch-on when the door is opened.
Chiusura automatica porta / Self closing door	Chiusura ammortizzata, Push&Pull / Soft closing, Push&Pull
Reversibilità porta / Reversible door	Si / Yes
Mensole in legno di Faggio ad estrazione a cassetto (LxP) / Removable Beech wooden shelves (WxD)	N° 8 Superiori / Upper Shelf mm 432 x 365 N° 1 Intermedia / Middle Shelf mm 432 x 315 N° 1 Inferiori / Bottom Shelf mm 460 x 315
Peso Netto-Lordo / Net-Gross Weight	Kg 72 / 96
Voltaggio / Voltage	V 220-240
Frequenza / Frequency	Hz 50
Refrigerante / Refrigerant	R600A
Assorbimento / Absorption	W 120
Consumo Energia / Energy Consumption	KwH/24H 0,299