

SOPRA BANCO PASTICCERIA

COUNTERTOP DISPLAY COOLER




DLX 70

Vetrina sopra banco snack-pasticceria ventilata, porte scorrevoli
Ventilated snack-pastry countertop display cooler with sliding doors



DLX 90

Vetrina sopra banco snack-pasticceria ventilata, porte scorrevoli
Ventilated snack-pastry countertop display cooler with sliding doors



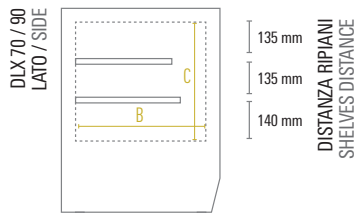
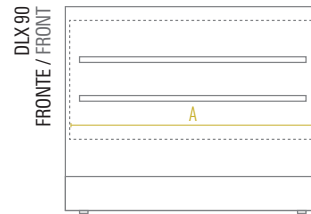
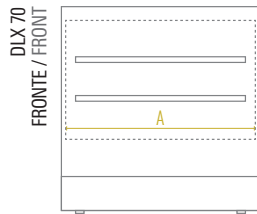
Ripiani: vetro temperato, frontale acciaio
Shelves: tempered glass, stainless steel front



Porta scorrevole
Sliding door



Termostato elettronico
Electronic thermostat



Dimensioni mm / Dimensions mm	DLX 70	DLX 90
Dimensioni Esterne (LxPxH) / External Dimensions (WxDxH)	700 x 560 x 730	900 x 560 x 730
Dimensioni Imballo (LxPxH) / Packaging Dimensions (WxDxH)	785 x 645 x 850	985 x 645 x 850
A - Larghezza / Width	670	870
B - Profondità / Depth	460	460
C - Altezza / Height	420	420

Caratteristiche Tecniche / Technical Features	DLX 70	DLX 90
Temperatura / Temperature Range	0 °C / +18 °C	0 °C / +18 °C
Classe Climatica / Climate Class	4	4
Volume Netto-Lordo / Net-Gross Volume	Lt. 120 / 130	Lt.160 / 175
Superficie Esterna / Body	Acciaio AISI 304 / Stainless steel AISI 304	Acciaio AISI 304 / Stainless steel AISI 304
Superficie Interna / Inner Liner	Acciaio AISI 304 / Stainless steel AISI 304	Acciaio AISI 304 / Stainless steel AISI 304
Termostato / Thermostat	Elettronico / Electronic	Elettronico / Electronic
Smart Link WiFi Controllo remoto / Remote controller	Optional	Optional
Rumorosità / Noise level	dB 45	dB 45
Spessore isolamento / Insulation thickness	mm 20	mm 20
Sbrinatorio / Defrost	Automatico a fermo compressore / Automatic compressor cycle	Automatico a fermo compressore / Automatic compressor cycle
Illuminazione / Lighting	1 Led orizzontale / Horizontal	1 Led orizzontale / Horizontal
Mensole in vetro temperato (LxP) / Tempered glass shelves (WxD)	N°1 mm 572 x 225 N°1 mm 572 x 275	N°1 mm 772 x 225 N°1 mm 772 x 275
Ruote-Piedi / Castors-Feet	4 Piedi / 4 Feet	4 Piedi / 4 Feet
Peso Netto-Lordo / Net-Gross Weight	Kg 70 / 93	Kg 80 / 103
Voltaggio / Voltage	V 220-240	V 220-240
Frequenza / Frequency	Hz 50	Hz 50
Refrigerante / Refrigerant	R600A	R600A
Assorbimento / Absorption	W 190	W 210
Consumo Energia / Energy Consumption	KwH/24H 3,15	KwH/24H 3,7