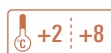


SALADETTE ACCIAIO AISI 304

AISI 304 SALADETTE BENCH



Smart
Link
Wifi



SALADETTE SF 901 G

Banco saladette statico con agitatore 2 ante, con scomparto per bacinelle Gastronorm e sovrastruttura in vetro.

2 doors static-fan assisted saladette bench, Gastronorm tray holder, glass unit.



SALADETTE SF 903 G

Banco saladette statico con agitatore 3 ante, con scomparto per bacinelle Gastronorm e sovrastruttura in vetro.

3 doors static-fan assisted saladette bench, Gastronorm tray holder, glass unit.



Termostato elettronico
Electronic thermostat



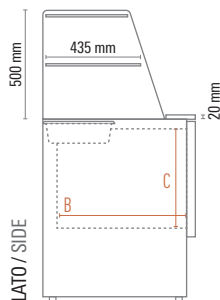
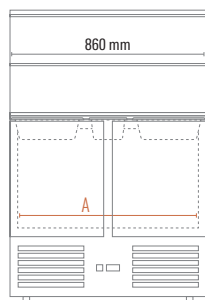
Superficie interna ed esterna acciaio inox
Stainless steel body and inner liner



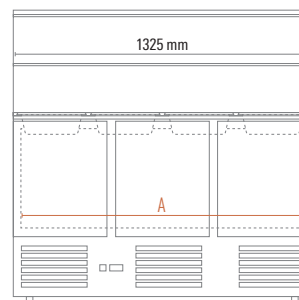
Sovrastruttura in vetro con scomparto bacinelle GN
Gastronorm tray holder, glass unit.



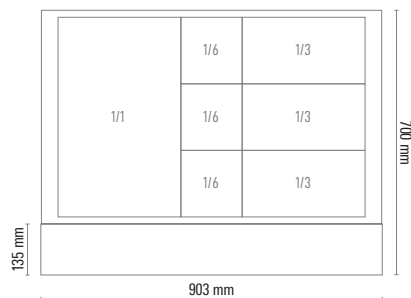
SALADETTE SF 901 G
FRONTE / FRONT



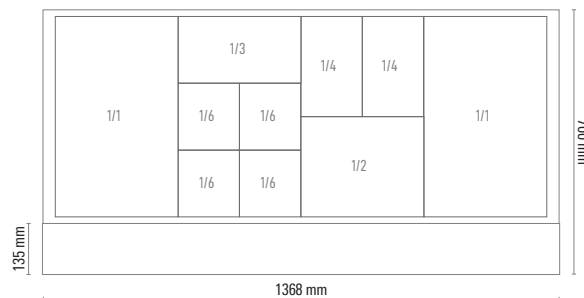
SALADETTE SF 903 G
FRONTE / FRONT



SALADETTE SF 901 G
ESEMPIO CONFIGURAZIONE BACINELLE GN
EXAMPLE GN TRAY CONFIGURATION



SALADETTE SF 903 G
ESEMPIO CONFIGURAZIONE BACINELLE GN
EXAMPLE GN TRAY CONFIGURATION



Dimensioni mm / Dimensions mm	SF 901 G	SF 903 G
Dimensioni Esterne (LxPxH) / External Dimensions (WxDxH)	900 x 700 x 1340*	1365 x 700 x 1340*
Dimensioni Imballo (LxPxH) / Packaging Dimensions (WxDxH)	978 x 760 x 1060	1390 x 730 x 1060
A - Larghezza / Width	830	1295
B - Profondità / Depth	595	595
C - Altezza / Height	456	456

*L'altezza totale è comprensiva dei piedi regolati alla minima altezza / The total height of the units includes the feet adjusted at minimum height level

Caratteristiche Tecniche / Technical Features	SF 901 G	SF 903 G
Temperatura / Temperature Range	+2 °C / +8 °C	+2 °C / +8 °C
Classe Climatica / Climate Class	4	4
Volume Netto-Lordo / Net-Gross Volume	Lt. 160 / 257	Lt. 251 / 400
Superficie Esterna / Body	Acciaio Inox AISI 304 / AISI 304 Stainless steel	Acciaio Inox AISI 304 / AISI 304 Stainless steel
Superficie Interna / Inner Liner	Acciaio Inox AISI 304 / AISI 304 Stainless steel	Acciaio Inox AISI 304 / AISI 304 Stainless steel
Termostato / Thermostat	Elettronico / Electronic	Elettronico / Electronic
Rumosità / Noise level	dB 42	dB 42
Smart Link WiFi Controllo remoto / Remote controller	Optional	Optional
Spessore isolamento / Insulation thickness	mm 35	mm 35
Sbrinamento / Defrost	Automatico a fermo compressore / Automatic compressor cycle	Automatico a fermo compressore / Automatic compressor cycle
Mensole (standard - capienza max) (LxP) / Shelves (standard - max capacity) (WxD)	N° 2 - mm 323 x 570 (max 6)	N° 3 - mm 323 x 570 (max 9)
Ruote-Piedi / Castors-Feet	4 Piedi / 4 Feet - h 25/33 mm	4 Piedi / 4 Feet - h 25/33 mm
Bacinelle GN / GN Baskets	Non previste / Not available	Non previste / Not available
Sovrastruttura in vetro (LxPxH) / Refrigerated food display cabinet (WxDxH)	900 x 560 x 500 mm	1365 x 560 x 500 mm
Piano di taglio in poliestere (LxPxH) / Polyester worktop (WxDxH)	903 x 135 x 20 mm	1368 x 135 x 20 mm
Peso Netto-Lordo / Net-Gross Weight	Kg 137 / 148	Kg 153 / 197
Voltaggio / Voltage	V 220-240	V 220-240
Frequenza / Frequency	Hz 50	Hz 50
Refrigerante / Refrigerant	R600A	R600A
Assorbimento / Absorption	W 155	W 235
Consumo Energia / Energy Consumption	Kwh/24H 2,42	Kwh/24H 3,95