

FRIGO VETRINA PENSILE SUBZERO

SUBZERO WALL COOLER

-2 +10

A D
G

SUB ZERO

COLD WALL 200 BLK

Frigo bevande pensile ventilato.
Ventilated wall cooler.



SUB ZERO

COLD WALL 200 INOX

Frigo bevande pensile ventilato.
Ventilated wall cooler.



SUB ZERO

COLD WALL 300 BLK

Frigo bevande pensile ventilato.
Ventilated wall cooler.



SUB ZERO

COLD WALL 300 INOX

Frigo bevande pensile ventilato.
Ventilated wall cooler.

Capienza / Capacity	COLD WALL 200 BLK / INOX	COLD WALL 300 BLK / INOX
Bottiglia lt. 1 / Bottle lt. 1	42	82
Bottiglia cl. 75 / Bottle cl. 75	60	86
Bottiglia cl. 66 / Bottle cl. 66	60	90
Bottiglia cl. 50 / Bottle cl. 50	108	162
Bottiglia cl. 33 / Bottle cl. 33	108	126
Lattina cl. 33 / Can cl. 33	216	324

Dati indicativi e variabili a seconda dei diversi packaging / Variable data depending on the different packaging



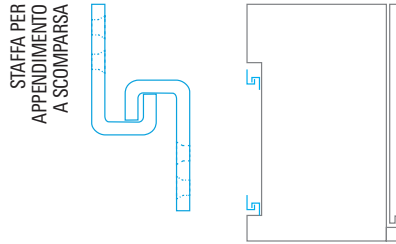
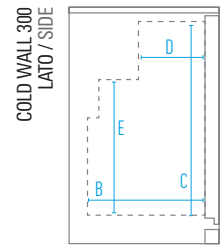
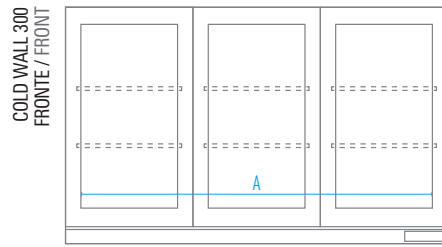
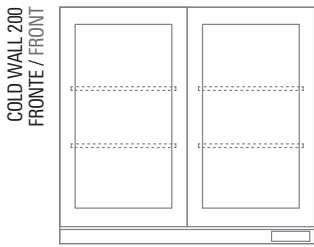
Porta vetro senza cornice
Full glass frameless door



Maniglia integrata
Built-in handle



Staffa per appendamento a scomparsa
Hidden hanging bracket



Dimensioni mm / Dimensions mm	COLD WALL 200 BLK / INOX	COLD WALL 300 BLK / INOX
Dimensioni Esterne (LxPxH) / External Dimensions (WxDxH)	900 x 565 x 852*	1350 x 565 x 852*
Dimensioni Imballo (LxPxH) / Packaging Dimensions (WxDxH)	920 x 620 x 1045	1440 x 630 x 1045
A - Larghezza / Width	810	1260
B - Profondità / Depth	375	375
C - Altezza / Height	705	705
D - Profondità Min. / Min. Depth	195	195
E - Altezza Min. / Min. Height	499	499

*Con piedini / with feet +30 mm

Caratteristiche Tecniche / Technical Features	COLD WALL 200 BLK / INOX	COLD WALL 300 BLK / INOX
Temperatura / Temperature Range	-2 °C / +10 °C	-2 °C / +10 °C
Classe Climatica / Climate Class	4	4
Volume Netto-Lordo / Net-Gross Volume	Lt. 146 / 195	Lt. 254 / 280
Superficie Esterna Body	BLACK: Lamiera preverniciata con trattamento anticorrosione INOX: Acciaio AISI 304 spazzolato BLACK: Prepainted sheet with anticorrosion treatment INOX: 304 brushed stainless steel	BLACK: Lamiera preverniciata con trattamento anticorrosione INOX: Acciaio AISI 304 spazzolato BLACK: Prepainted sheet with anticorrosion treatment INOX: 304 brushed stainless steel
Superficie Interna / Inner Liner	Acciaio specchiato / Mirror Stainless Steel	Acciaio specchiato / Mirror Stainless Steel
Termostato / Thermostat	Elettronico / Electronic	Elettronico / Electronic
Smart Link WiFi Controllo remoto / Remote control	Optional	Optional
Rumorosità / Noise level	dB 60	dB 60
Spessore isolamento / Insulation thickness	mm 45	mm 45
Sbrinamento / Defrost	Automatico / Automatic	Automatico / Automatic
Illuminazione Lighting	2 Led verticali + 1 orizzontale 2 Vertical led + 1 horizontal led	2 Led verticali + 1 orizzontale 2 Vertical led + 1 horizontal led
Chiusura automatica porta / Self closing door	Chiusura ammortizzata / Soft closing	Chiusura ammortizzata / Soft closing
Mensole (LxP) / Shelves (WxD)	N° 4 - mm 395 x 336	Dx+Sx N° 4 - mm 399 x 340 Centrale / Central N° 2 - mm 446 x 440
Peso Netto-Lordo / Net-Gross Weight	Kg 83 / 101	Kg 99 / 119
Voltaggio / Voltage	V 220	V 220
Frequenza / Frequency	Hz 50	Hz 50
Refrigerante / Refrigerant	R600A	R600A
Assorbimento / Absorption	W 110	W 190
Consumo Energia / Energy Consumption	KwH/24H 1,32	KwH/24H 2,00