






BANCHI PIZZERIA ACCIAIO AISI 304



AISI 304 PIZZA BENCH



PZF 01 C

Banco pizza ventilato.
Ventilated pizza bench.



CASSETTIERA

Cassettiera 7 cassetti non refrigerata.
Not refrigerated 7 drawers.



PZF 02

Banco pizza ventilato.
Ventilated pizza bench.













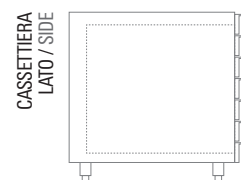
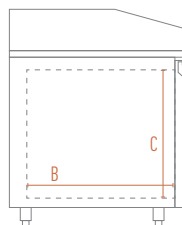
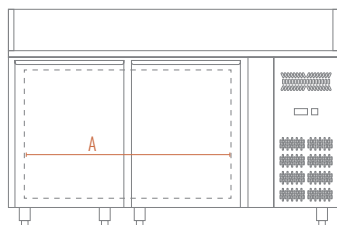
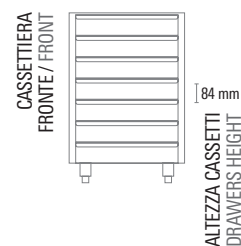
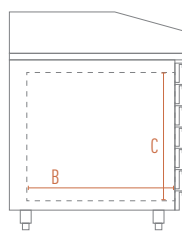
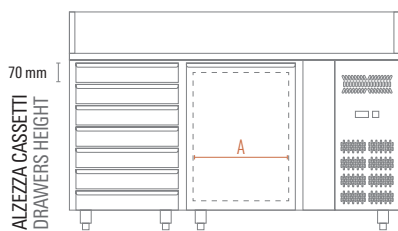

Mensole a scorrimento
Sliding shelves



Piano di lavoro in granito
Granite worktop



Cassetti
Drawers



Dimensioni mm / Dimensions mm	PZF 01 C	PZF 02	CASSETTIERA
Dimensioni Esterne (LxPxH) / External Dimensions (WxDxH)	1515 x 800 x 1000*	1510 x 800 x 1000*	515 x 760 x 670
Dimensioni Imballo (LxPxH) / Packaging Dimensions (WxDxH)	1545 x 830 x 1050	1540 x 830 x 1050	565 x 810 x 720
A - Larghezza / Width	435	945	455
B - Profondità / Depth	680	680	730
C - Altezza / Height	560	560	626

*L'altezza totale è comprensiva dei piedi regolati alla minima altezza / The total height of the units includes the feet adjusted at minimum height level

Caratteristiche Tecniche / Technical Features	PZF 01 C	PZF 02	CASSETTIERA
Temperatura / Temperature Range	+2 °C / +8 °C	+2 °C / +8 °C	Non refrigerata / Not refrigerated
Classe Climatica / Climate Class	4	5	-
Volume Netto-Lordo / Net-Gross Volume	Lt. 127 / 221	Lt. 266 / 428	-
Superficie Esterna / Body	Acciaio Inox / Stainless steel	Acciaio Inox / Stainless steel	Acciaio Inox / Stainless steel
Superficie Interna / Inner Liner	Acciaio Inox / Stainless steel	Acciaio Inox / Stainless steel	Acciaio Inox / Stainless steel
Termostato / Thermostat	Elettronico / Electronic	Elettronico / Electronic	-
Rumorosità / Noise level	dB 42	dB 42	-
Smart Link WiFi Controllo remoto / Remote controller	Optional	Optional	-
Spessore isolamento / Insulation thickness	mm 60	mm 60	-
Sbrinamento / Defrost	Automatico con resistenza elettrica / Automatic with electric heater	Automatico con resistenza elettrica / Automatic with electric heater	-
Mensole (LxP) / Shelves (WxD)	N° 1 - mm 465 x 605 sul fondo / on the bottom	N° 2 - mm 465 x 605 sul fondo / on the bottom	-
Chiusura automatica porta / Self closing door	Chiusura ammortizzata / Soft closing	Chiusura ammortizzata / Soft closing	-
Cassetti - Dimensioni interne (LxPxH) / Drawers inner dimensions (WxDxH)	N°7 - mm 400 x 630 x 70	-	N°7 - mm 485 x 669 x 84
Ruote-Piedi / Castors-Feet	4 Piedi / 4 Feet - h mm 110/170	4 Piedi / 4 Feet - h mm 110/170	4 Piedi / 4 Feet - h mm 110/170
Ruote / Castors	Optional - h mm 140	Optional - h mm 140	Optional - h mm 140
Sovrastruttura in vetro / Refrigerated food display cabinet	Optional	Optional	-
Piano di lavoro in granito / Granite worktop	Si / Yes (h min/max mm 105/120) / Spessore/Thickness mm 25	Si / Yes (h min/max mm 105/120) / Spessore/Thickness mm 25	-
Peso Netto-Lordo / Net-Gross Weight	Kg 300 / 315	Kg 257 / 275	Kg 56 / 71
Voltaggio / Voltage	V 220-240	V 220-240	-
Frequenza / Frequency	Hz 50	Hz 50	-
Refrigerante / Refrigerant	R600A	R600A	-
Assorbimento / Absorption	W 300	W 300	-
Consumo Energia / Energy Consumption	KwH/24H 2,15	KwH/24H 2,17	-